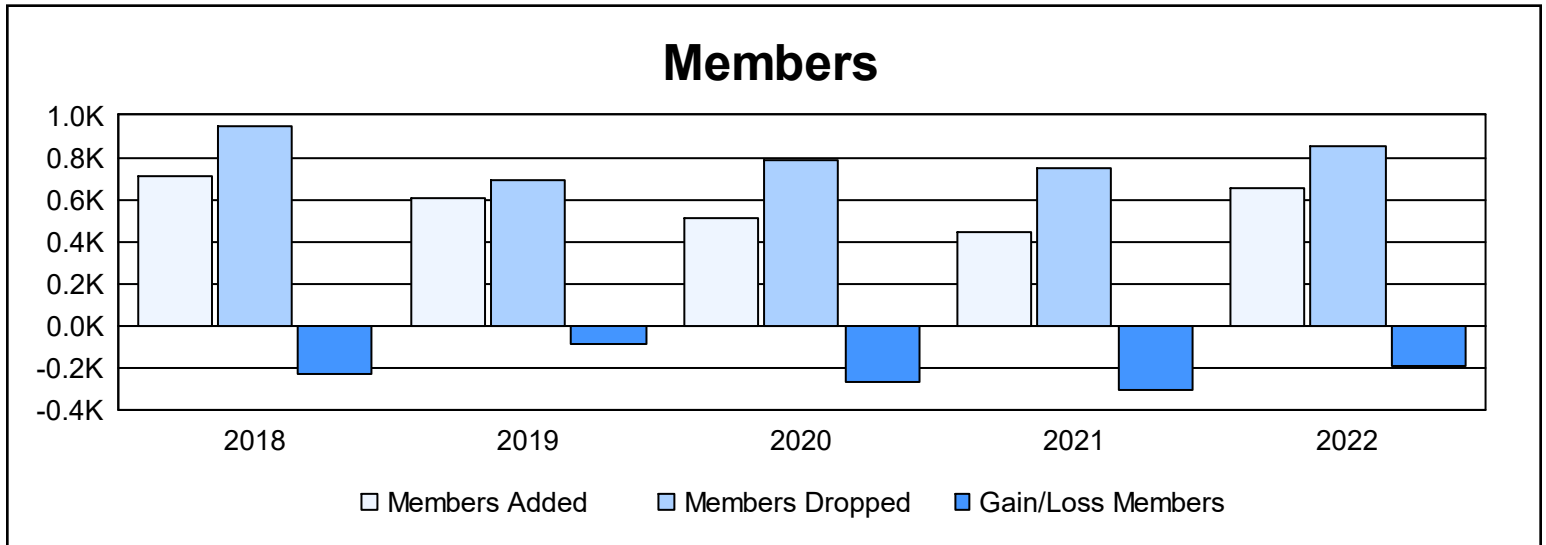
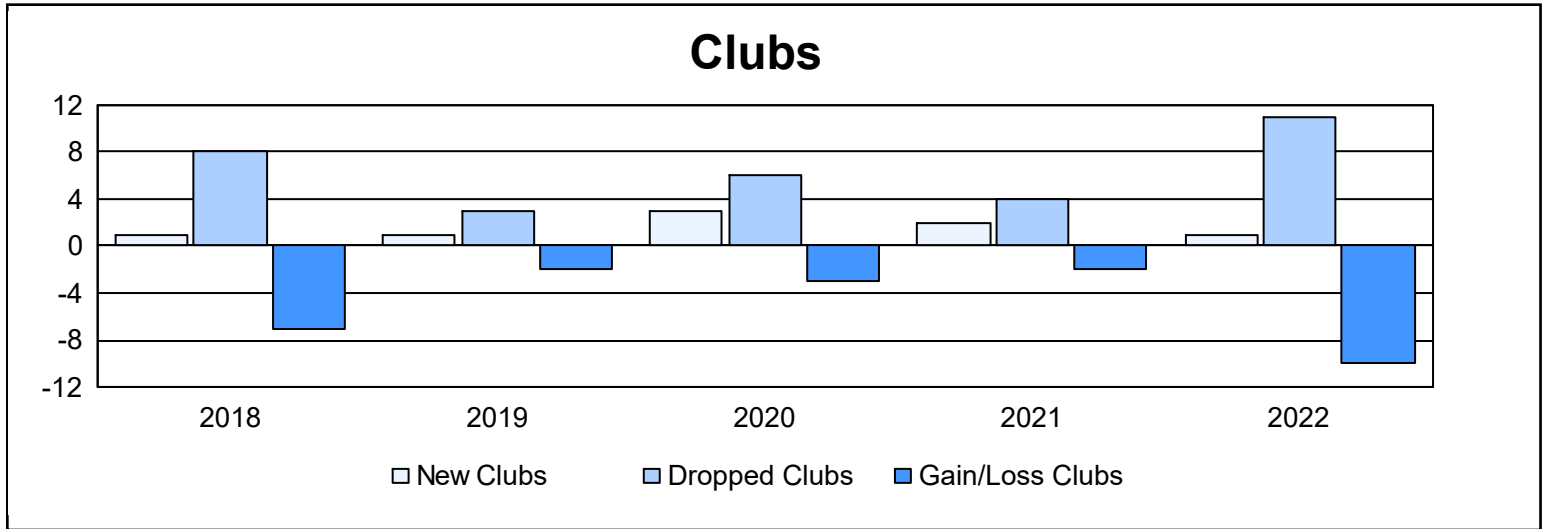


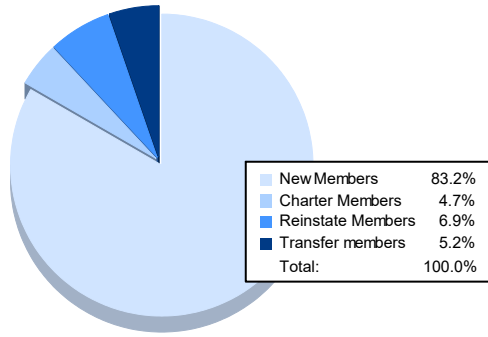
# Multiple District 22

As of June 2022 Cumulative

| Year           | New Clubs | Dropped Clubs | Gain/ Loss Clubs | New Members | Charter Members | Reinstate Members | Transfer Members | Total Member Added | Total Members Dropped | Gain/ Loss Members |
|----------------|-----------|---------------|------------------|-------------|-----------------|-------------------|------------------|--------------------|-----------------------|--------------------|
| 2017-2018      | 1         | 8             | -7               | 598         | 51              | 15                | 47               | 711                | 946                   | -235               |
| 2018-2019      | 1         | 3             | -2               | 514         | 27              | 30                | 37               | 608                | 695                   | -87                |
| 2019-2020      | 3         | 6             | -3               | 359         | 87              | 20                | 49               | 515                | 783                   | -268               |
| 2020-2021      | 2         | 4             | -2               | 288         | 92              | 33                | 27               | 440                | 746                   | -306               |
| 2021-2022      | 1         | 11            | -10              | 546         | 31              | 45                | 34               | 656                | 851                   | -195               |
| <b>Average</b> | <b>2</b>  | <b>6</b>      | <b>-5</b>        | <b>461</b>  | <b>58</b>       | <b>29</b>         | <b>39</b>        | <b>586</b>         | <b>804</b>            | <b>-218</b>        |



### Membership Composition June 2022 Cumulative



### Gender Composition June 2022 Cumulative

